


# ALR New Product LookBook

---

Q3 2020



# Table of Contents



Decorative  
Architectural  
Downlights and  
Track  
Specialty  
Outdoor



Decorative



# Lodes Easy Peasy

- Portable, rechargeable glass table lamps
- Four eclectic color combinations: Chestnut, Flamingo, Kelp, and Lagoon
- Micro-USB port charges lamp
- \$485 List





# Lodes Jefferson Collection

- New collection from Lodes
- Three crystal pendants (mini, small, medium)
- Black chrome hardware
- Available on Lodes configuration tool

# Lodes Spider

- Shown here in Be.Re., a restaurant in Rome
- Round pendant with adjustable diffuser
- Available in six finishes; matte white, chrome, gold, rose gold, matte black, matt champagne, matte white







# DeltaLight Soiree

- Round and rectangular forms
- Flemish gold or black
- E26 lamp base
- Multiple sizes in each shape, can be grouped to create clusters

# Lodes Puzzle Outdoor

- Available in round, square, or rectangle
- Single square provides 1800 lumens
- IP65 listed





# AFX Caden

- Pendant offered in 2, 3, or 4' lengths
- Satin nickel or black finishes
- 120V Triac/ELV or 0-10V dimming
- 3000K, 90CRI
- Up to 2900 delivered lumens
- \$75CN to \$112 CN



# AFX Tribeca Flush-mount

- 120V Triac Dimming
- Adjustable CCT (3000, 3500, 4000K)
- 90+CRI
- 20W: 3"H, 12" diameter, 1300 lumens
- 31W: 3"H, 16" diameter, 1900 lumens
- Starts at \$108 CN



# Architectural





## Focal Point Ori

- 2x2 PET felt ceiling tile
- Can be installed into 9/16" and 15/16" grid ceilings
- Complements Nivo
- Declare certified, LBC Red List free





## Elite Bar One

- Linear luminaire replaces T-bars in grid ceiling
- Compatible with 9/16" flat, 15/16" flat, and Slot T
- 2' or 4' lengths
- Telescoping lens for seamless aesthetic
- Remote driver with three RJ45 terminals
- Option for custom signs





## Focal Point SEEM Updates

- SEEM 1 now available with direct asymmetric distributions
- SEEM 2 Indirect now available
  - Lambertian, batwing, or asymmetric distributions



Seem 1 Asymmetric Lens



Seem 2 Indirect

# HPO

## High Performance 3.5" Round



## Finelite HPO

- 3.5" Round form factors
- Up to 127 lumens per watt
- Integral driver, plug-together wiring
- Tailored lengths from 2-12' in 1" increments



## HE Williams Architectural Curved Panel

- Standard recessed edge-lit with curved design
- Slim 3 ¾" depth
- 2x2, 2x4
- Up to 7000 delivered lumens
- Starting at \$163 CN for 2x4

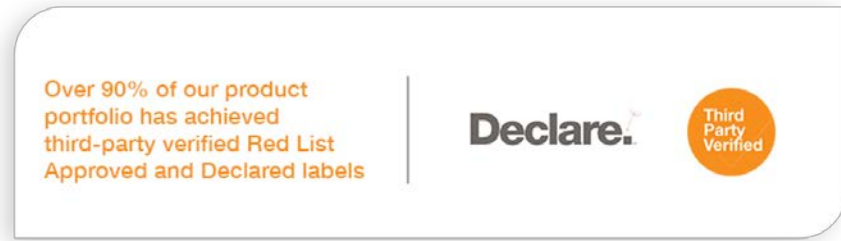


## Vode Not-so-Secret Menu Published online

- Corner connectors
- 11"-144" rails, in 1" increments
- Tunable white and warm-dim, 2200K-5000K
- Custom colors

# Finelite Declares Product Transparency

- Finelite announces that is the first lighting manufacturer to third-party verify the majority of its luminaires and enroll them in the International Living Future Institute's Declare 2.0 program.
- Over 90% of the portfolio has been third-party verified with Red List Approved and Declared labels.



The Finelite LED Difference & Commitment to You







# Downlights and Track



# Elite Mini-Combo Downlight

- Up to four downlight modules in one housing
- Each module is individually configurable: CCT, finish, optics
- Trimless
- Flood, narrow flood, spot, and wall wash optics
- Individual heads rotate 360° and pivots 35°
- Twist and lock mechanism locks optics into places



# Con-tech K4 and K6 Downlights

- 4" and 6" recessed downlights will be JA8 compliant
- New construction, Remodel, IC, and non-IC housings
- K4
  - Offers up to 900 delivered lumens
  - Flood and wide flood distributions with field replaceable optics
- K6
  - Offers up to 1600 delivered lumens
  - Spot, flood, and wide flood distributions with field replaceable optics
- JA8 listing coming soon!
- Housings are \$82 CN, plus cost of trim



# Kirlin Concrete Pour Option

- Concrete pour downlight housing available for pre-shipment from Detroit
- 4" and 6" models, with and without lenses, including an option for IP66 rating



# Lucifer CY4 Released



- Surface mount available in fixed, adjustable, and wall wash
- Pendant mount offers direct and indirect light (form factor is consistent)
- 15°, 25°, 40° field changeable downlight optics, 120° up-light
- Up to 4000 delivered lumens
- 4.9" diameter x 10" high
- Dry/damp or wet location (up/down pendant not available in wet location)
- Tunable white available in all options except up/down pendant (2700K-5000K)
- Ranges from \$475 (fixed) to \$600 (pendant with direct/indirect)
- Wall wash performance guide published soon, offering guidance on ideal applications and spacing
- Demo cases available for order now, will not be shipped automatically
- [REP Only 15 minute video](#)





# HEW 2" Downlight Family

- Die-cast aluminum trims and metal anodized reflectors
- 8° narrow spot to 70° wide distributions
- Up to 2500 lumens
- Flange for mud-in applications
- JA8 compliant!
- Complements 4" and 6" downlight collections
- Starting at \$156 CN for base with 90CRI


# Bruck Motolux Track Heads

- Motorized hot aiming: 90° tilt, 350° rotation
- Zoom dynamic beam shaping, or TIR 5°, 7°, 15°, 25°, 45°
- Available with 90+CRI white, tunable white via Luminus, Lumenetix, RGBW
- Casambi Bluetooth enabled wireless, or 0-10V wall switch compatible
- Motorized Zoom available on small and large fixtures, Cree LED
- Prices start at \$425 CN – 30W Citizen chip
- \$300 adder for Lumenetix RGBW
- \$63 adder for Luminus Tunable White
- \$50 adder for Zoom



## Focal Point ID + 3.5" Downlights with Warm Dim

- 700-2100 lumens
- Expanded distribution options include narrow and super wide flood
- Round and square die-cast trim options
- Two warm-dim ranges:
  - 3000-1800K halogen
  - 2700K-1800K incandescent
- 80, 90, 97 CRI
- PoE compatible
- JA8 listing coming for warm-dim



# Lindsley Tule-Q Pendant

- Lower-cost option for Tule (\$345 CN)
- 10"H x 4"D
- 1300 or 2000lm
- 3000K or 3500K
- 40° or 60° beam spread
- White or Black Satin finish
- 0-10V 10% dimming
- 2-4 week lead-time



# Bruck GX Series now compatible with 0-10V SMARTrack

- Inexpensive cylinder with TIR optics
- Three lumen outputs: 1150, 1800, 3450 delivered
- 3000K or 3500K
- 20°, 38°, or 60° optics
- Accessories include snoot, honeycomb louvers, barn doors, shroud
- Universal voltage
- White or black finish



## **GX SERIES**

Cylinder  
Pendant  
Track Head  
Monopoint



# Alphabet 4" Pinhole Trim for Nu Downlights

- For adjustable and standard downlights
- Designed with ultra-regressed light source for glare control.
- Delivers up to 1830 lumens
- Ideal for restaurants, museums, galleries, and retail





# Specialty





## Green Creative Wet Location Filament Lamps

- Many filament lamps are wet location rated
- Variety of envelopes and finishes (clear, amber, and frosted envelopes) i



## Myers Illuminator Hypernova

- Smaller footprint three phase central inverter
- UL924 self-testing and diagnostics via front meter panel
- Internal maintenance bypass switch
- Supports all lamp sources, including LED

# Kenall MightyMac with Indigo-Clean

- Single-mode luminaire equipped with Indigo-Clean
- Ideal to prevent community-acquired infection in secure facilities
- [2 minute video](#)







# Bruck Cobra

- Two sizes of flexible cove:
  - Cobra Flex
    - 800 delivered lm/ft
    - 3-link = 7"
    - \$99 CN/3-link
  - Cobra Mini Flex
    - 520 delivered lm/ft
    - 3-link = 7"
    - \$90 CN/3-link
- 10°, 15°x50°, and wall wash optics
- Static white only today, tunable coming soon
- Accessories include louvers, honeycomb baffles, and colored filters



Emergi-lite  
Distancing Sign



# Boca Nano HD

- Heavy duty aluminum housing for extra protection and high-heat environments
- Available in 10W or 6W output
- 4" increments from 12"-72"
- Accepts warm-dim and Nanotune light engines
- Uses Boca Flex-Connect for easy installation

# Nordeon High-bays

- Round high-bays:
  - \$366-\$430 CN
  - 12,000-29,000 lumens
  - <2-week lead-time
- “Flat” high-bays:
  - \$244-\$751 CN
  - 10,000-55,700 lumens
  - < 1-week lead-time

ROUND HIGH BAY  
Versatile LED High Bay Luminaire



FLAT HIGH BAY  
Indoor industrial



# Phoenix Sturdilight Grind

- 6.25" x 6.25"
- 19W, 2700 delivered lumens
- Marine grade, wet location rated
- 25°spot and 50° flood optics







Outdoor



# Alva Lighting Beau

- Available in two sizes
  - 28.5"H: 23W, 2300 delivered lumens
  - 58.5"H: 37W, 3700 delivered lumens
- IP66 Rated, suitable for marine applications
- 0-10V dimming
- Spec sheet notes "T24 Compliant" but is not JA8 listed



# BK Square Litestick



- 3W path light, up to 133 delivered lumens
- Straight, 45°, and 90° styles
- Stability flange and square shade (F cap) optional
- Single mounting position with independent adjustment
- Tamper-resistant, stainless steel hardware

Tegan 9" Cylinder Gem now  
available for Exton

"Twilight is upon me."

## 9" CYLINDER GEM

NEW TO IP65 EXTON SYSTEMS  
AVAILABLE NOW



[teganlighting.com](http://teganlighting.com) • [info@teganlighting.com](mailto:info@teganlighting.com) • (415) 504-3536 • Aug Bulletin

[CLICK FOR MORE DETAILS](#)

# Kenall SenScape Area Series

- Area and Site lighting with embedded camera
- 18" and 26" diameter solutions
- 25-306W, 1,662-43,347 delivered lumens
- Compatible with TekLink or IoT systems





# Visionaire Premier Family & Serenity Lens

- Premier, Medium, Large, and Bollard now offered with Serenity Lens for more visual comfort
- Serenity Lens offered in two versions:
  - High Diffused (HDL)
  - Low Diffused (LDL)
- Up to 40% reduction in efficacy

Premier L Serenity Lens - HDL



Premier M Serenity Lens - LDL



# Index

## Decorative

[Lodes Puzzle Collection](#)

[AFX Slice](#)

[AFX Glacier](#)

[Delta Light Hole in One](#)

[Delta Light One and Only](#)

[Delta Light Needle](#)

[Delta Light Lass-oh](#)

[Delta Light Jazzy](#)

[Signify 3-D Printed Fixtures](#)

[Tegan Lighting BUZZI Prop](#)

[Tegan Light BUZZI Shades XL & XXL](#)

## Architectural

[Finelite Acoustics](#)

[Finelite HP4 with Accent Light](#)

[HE Williams Slimline Architectural](#)

[Vode BoxRail System 207](#)

[Elliptipar New Optics & Forms](#)

## Downlight and Track

[Alphabet Nu Trim Options](#)

[Kirlin Ligature Resistant Downlight with Tunable White](#)

## Specialty

[Kenall Mighty Mac “Alcatraz”](#)

[Kenall Indigo Clean for Field Hospitals](#)

[HE Williams + BIOS](#)

[Q-Tran VERS Flush](#)

[Q-Tran QZ Power Supply](#)

## Outdoor

[Tegan Exton Exterior Rigid Track](#)

[Tegan Nikto](#)

[Tegan Solo](#)

[Bega Unidure Finish](#)

[BK Essentials](#)

[BK Hume](#)

[Meteor Lance](#)

